

Launch Your Saudi Arabian Career with Confidence: A Guide to Securing Your Work Visa (Iqama)

THOUGHT LEADERSHIP

**GLOBAL
EXPANSION**

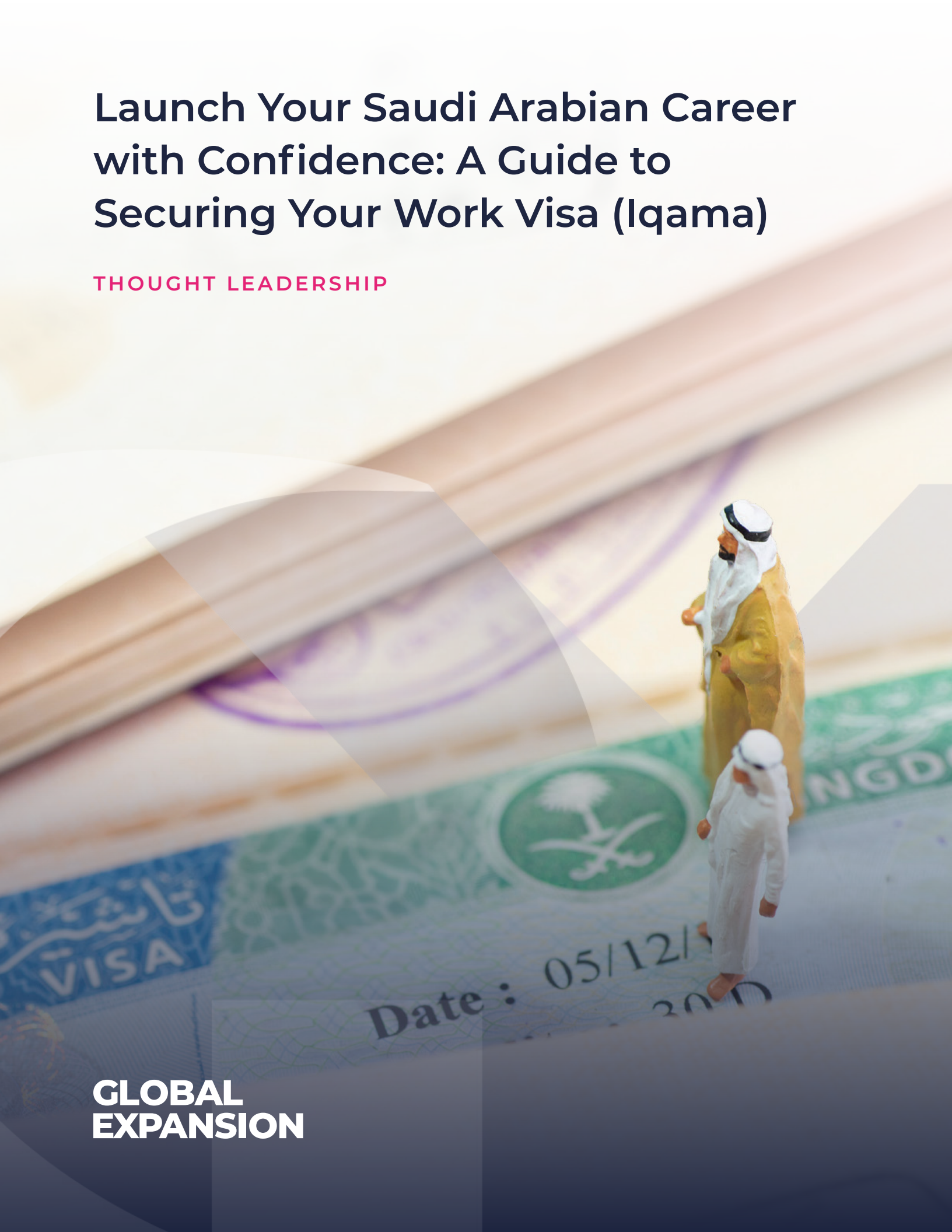




Table of Contents

01	Introduction	P1
02	Understanding Your Visa Options	P2
03	Step-by-Step Guide to Securing Your Saudi Work Visa	P3
04	Important Considerations	P5
05	Simplifying Your Work Visa Process	P6

**GLOBAL
EXPANSION**

01

INTRODUCTION

Driven by a growing economy and Vision 2030, Saudi Arabia attracts global talent.

This guide gives you the information you need to get your work visa (Iqama) and discover great career opportunities in the Kingdom.



02

UNDERSTANDING YOUR VISA OPTIONS

The first step is to select
the visa that fits your goal:

► **Employment Visa:**

The most common option for expats with a Saudi job offer. It's a two-step process involving a visit visa followed by a residence and work permit (Iqama).

► **Temporary Work
Visit Visa (TWVV):**

A recent introduction, allowing multiple entries for short-term projects or stays up to 90 days with the sponsoring company (subject to employer quotas).

► **Business Visit Visa:**

For short business trips, meetings, or events. Work is not permitted.



03

STEP-BY-STEP GUIDE TO SECURING YOUR SAUDI WORK VISA

Working together, you and your employer will manage these steps:



Step 1: Secure Sponsorship

Find a Saudi employer willing to sponsor your visa. Discuss their sponsorship role and any associated fees for transparency.



Step 2: Meet Eligibility Criteria

Requirements vary by profession and may include:

- ✓ **Educational Qualifications:**
Possess the necessary degrees or diplomas in your field.
- ✓ **Experience Requirements:**
Meet minimum experience thresholds for specific job roles.
- ✓ **Professional Licensing:**
Hold required professional licenses for your profession in Saudi Arabia (e.g., engineering certifications, and medical licenses).

Consult the Saudi [Ministry of Foreign Affairs](#) or your home country's Saudi Embassy for the latest requirements.

Step 3: Application Process

Your employer will lead the application, submitting various documents to the Saudi [Ministry of Foreign Affairs \(MOFA\)](#) and potentially the Ministry of Labor (MOL), such as:

- ▶ Passport-sized color photograph
- ▶ Valid passport (with at least two blank pages)
- ▶ Completed visa application form
- ▶ Educational certificates (attested by the Saudi Arabian Cultural Mission in your home country)
- ▶ Medical report (after passing a medical exam in a designated facility)
- ▶ Attested police clearance certificate from your home country
- ▶ Signed employment contract (attested by the Saudi Chamber of Commerce and MOFA)
- ▶ Proof of visa fee payment

Once approved by the Ministry of Labor (MOL), your employer submits the application with your documents to MOFA through the Enjaz portal.




Step 4: Visa Issuance (Iqama)

Upon approval, you'll receive your work visa (Iqama), serving as your official residence permit and ID in Saudi Arabia. It allows you to enter, live, and work for your sponsoring employer.



Step 5: Renewal

Work visas in KSA are typically valid for one year and are renewable annually with your sponsoring company. The renewal process usually involves similar documents and fees.



Step 6: Family Sponsorship

With a valid work visa and meeting specific requirements, you might be eligible to sponsor family members. This can be complex, so consult your employer or immigration specialists.

04

IMPORTANT CONSIDERATIONS

► Changing Employers:

Your work visa is tied to your sponsoring employer. To change jobs, you'll need a formal process with a No Objection Certificate from your current employer.

► Exit/Re-entry Visa:

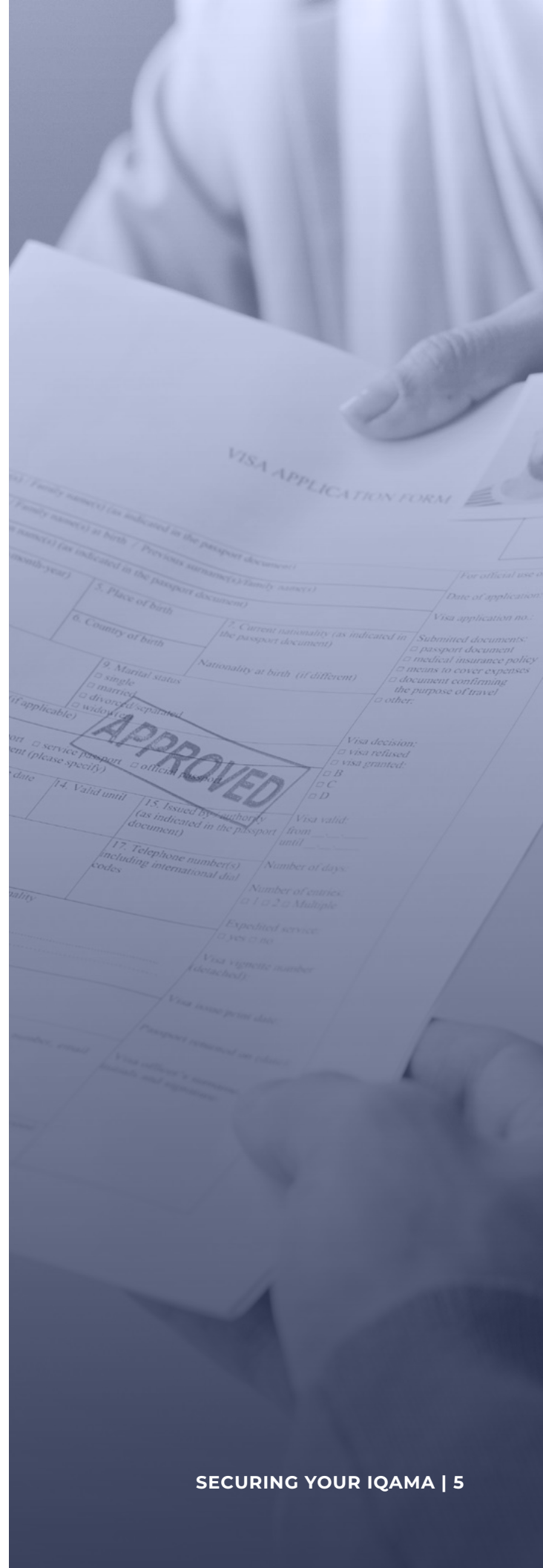
Obtain an exit/re-entry visa before leaving Saudi Arabia to avoid difficulties upon re-entry.

► Legal Compliance:

Understand and adhere to Saudi Arabian laws and regulations. Violations can result in fines, deportation, or legal action.

► Language Requirements:


Proficiency in Arabic or English may be necessary depending on your profession.



05


SIMPLIFYING YOUR WORK VISA PROCESS

While obtaining a work visa in Saudi Arabia is necessary, it can be overwhelming. Partnering with a reputable Employer of Record (EOR) like RemotePass can streamline the journey.



For more information, visit:

- ➔ [Saudi Ministry of Foreign Affairs](#)
- ➔ [Saudi Arabian Cultural Mission](#)
- ➔ [Saudi Chamber of Commerce](#)





©2024 Global Expansion. All rights reserved.